

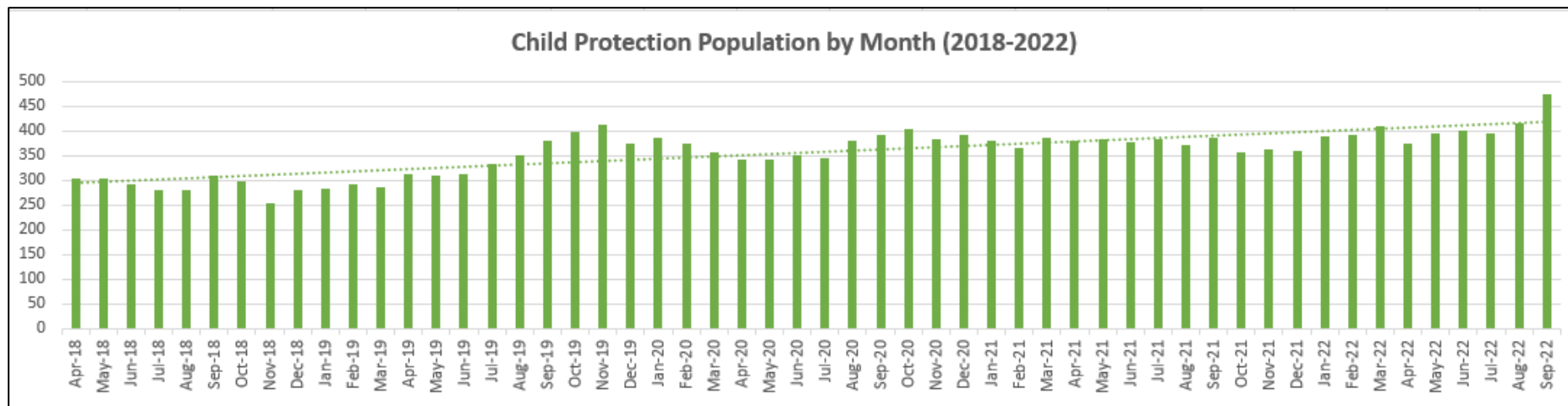
Child Protection Report
1st April 2022 – 30th September 2022

Child Protection

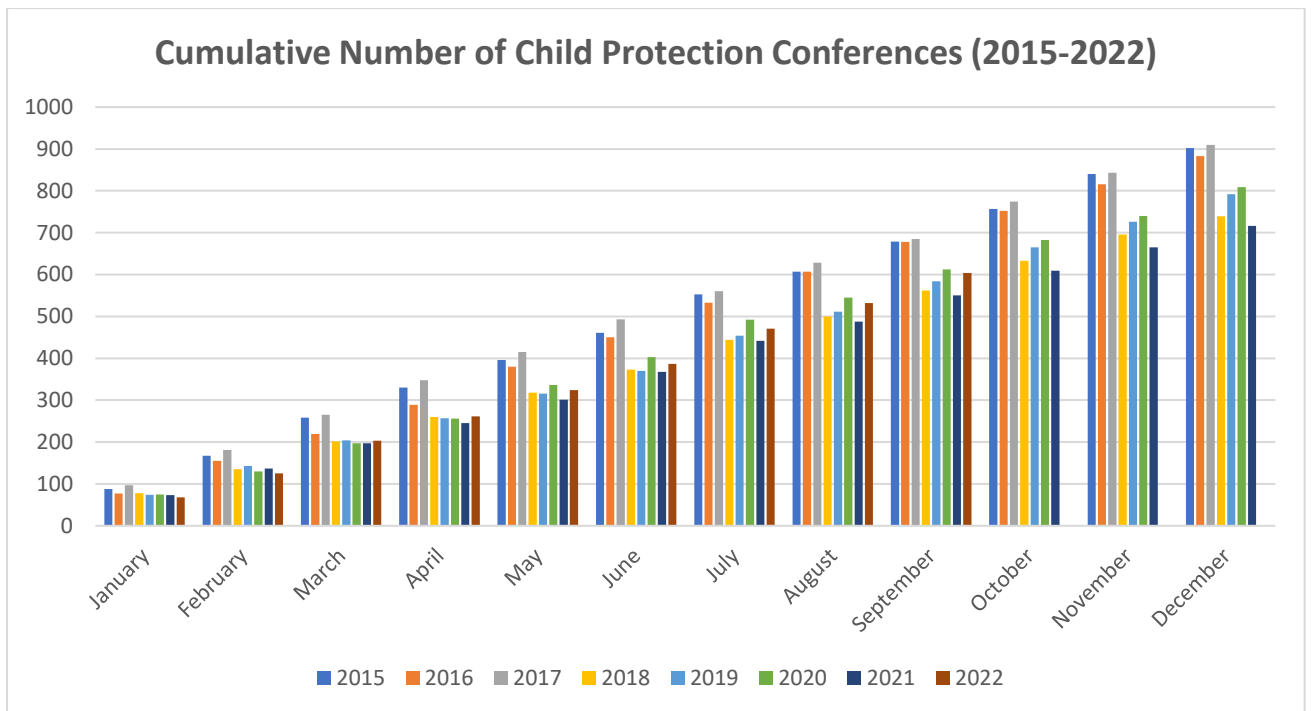
The number of children subject to a CP Plan on 30th September 2022 was 445 compared to 357 on 30th September 2021. There is a significant rise in the number children subject to a plan.

However, it should be noted that the number of unborn babies subject to Pre-Proceedings under the new protocol has increased which has had an impact on the CP plan figures, which would have likely increased further without the Pre-Birth Protocol. In the period 1st October 2020 to 30th September 2021 72 Initial CP Conferences were held for unborn babies and by comparison in the year 1st October 2021 to 30th September 30th 2022, 44 Initial CP conferences were held.

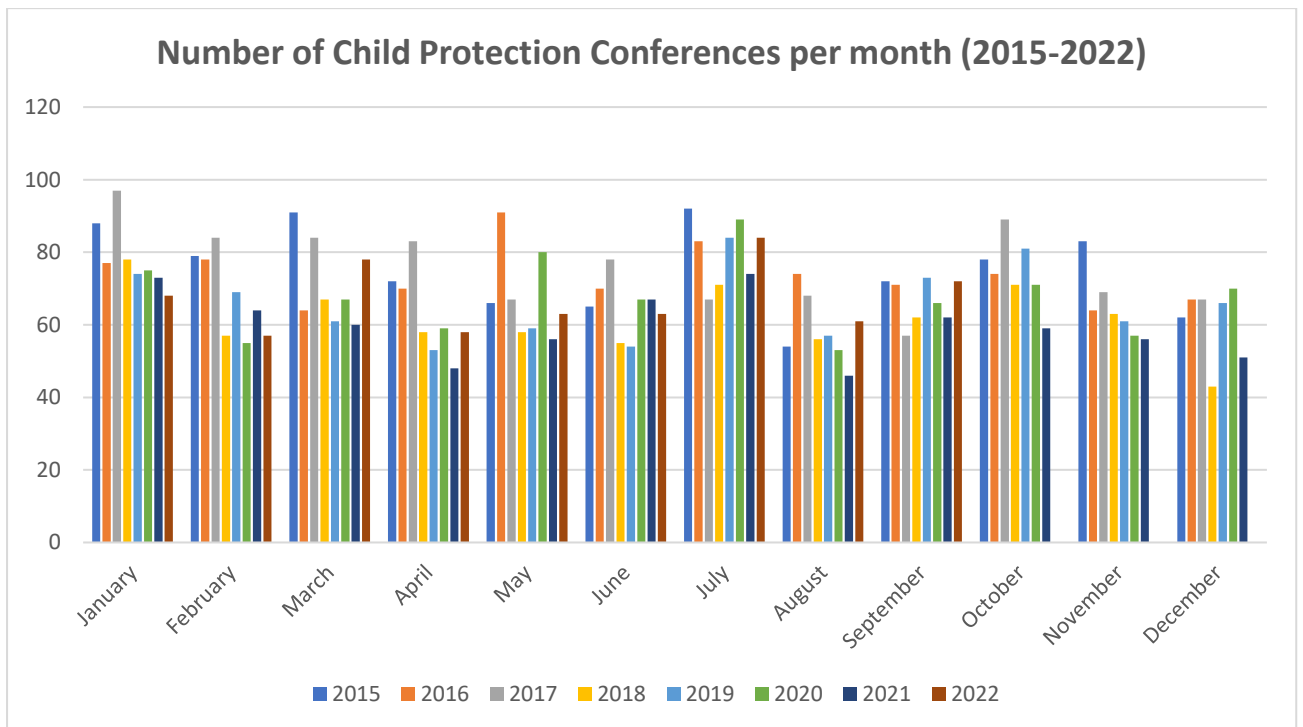
Child Protection Population



Cumulative Number of CP Conferences 2015-2022								
	2015	2016	2017	2018	2019	2020	2021	2022
January	88	77	97	78	74	75	73	68
February	167	155	181	135	143	130	137	125
March	258	219	265	202	204	197	197	203
April	330	289	348	260	257	256	245	261
May	396	380	415	318	316	336	301	324
June	461	450	493	373	370	403	368	387
July	553	533	560	444	454	492	442	471
August	607	607	628	500	511	545	488	532
September	679	678	685	562	584	612	550	604
October	757	752	774	633	665	683	609	
November	840	816	843	696	726	740	665	
December	902	883	910	739	792	809	716	



Number of CP Conferences per month (2015-2022)								
	2015	2016	2017	2018	2019	2020	2021	2022
January	88	77	97	78	74	75	73	68
February	79	78	84	57	69	55	64	57
March	91	64	84	67	61	67	60	78
April	72	70	83	58	53	59	48	58
May	66	91	67	58	59	80	56	63
June	65	70	78	55	54	67	67	63
July	92	83	67	71	84	89	74	84
August	54	74	68	56	57	53	46	61
September	72	71	57	62	73	66	62	72
October	78	74	89	71	81	71	59	
November	83	64	69	63	61	57	56	
December	62	67	67	43	66	70	51	



Timeliness of reviews

Within the last complete year (Corporate Parenting Report ending 31st March 2022), data showed that 4 conferences took place out of timescale (out of 722 meetings held in total), which equated to 99.45% compliance with 718 taking place within timescales.

Within this 6-month report, 1st April 2022 – 30th September 2022 there have been 0 conferences held out of timescales. Out of a total of 401 conferences, this equates to compliance rate of 100 %.

Children and young people's preparation and involvement in conferences

A limited number of young people attend conferences and are supported by advocates if they choose to be. Advocates also attend meetings on behalf of children.

The service has recently updated leaflets for young people and their families to include information around attending conferences / reviews.

A pilot study is currently taking place to identify whether an alternative model of working would promote children and young people's further inclusion in their CP conference. This involves further direct work and preparation prior to a conference to support the children and young people to have the confidence to attend, present their views, become further involved in their safety planning, and have their voices heard. An Independent Chair within the service is leading on this piece of work and it is hoped that within the next 6 months some outcomes and recommendations can be gained.

Activities between Child Protection Reviews

Chairs undertake a monitoring check at the midway point between Conferences and a check when preparing for reviews. This is to ensure that statutory tasks have been undertaken (such as regular Core Group meetings and child protection visits) and that the plan is progressing

and having a positive impact for the child and family. Where there are concerns the Chair will alert the relevant member of the team such as the Social Worker, Practice Supervisor or Team Manager.

Identifying good practice, problem resolution and escalation

Since September 2019, a quarterly email is now sent to the Senior Liaison Officer's to make them aware of any escalations raised for staff for the areas that they cover.

Child Protection Conference Escalations raised in the period April – September 2022

Organisation	Number of Escalations
GP's	21
Social Workers / Practice Supervisors	7
Education (Nurseries, Schools etc)	6
Other / Misc. Workers	5
We Are With You	2
Health Visitor	1
Probation	1
PPU	1
Housing Officer	1
Total escalations raised in this period	45

Number of Child Protection Conference Escalations raised each month

Apr 18	15	Apr 19	23	Apr 20	7	Apr 21	1	Apr 22	6
May 18	33	May 19	24	May 20	8	May 21	9	May 22	11
Jun 18	27	Jun 19	14	Jun 20	16	Jun 21	17	Jun 22	6
Jul 18	27	Jul 19	33	Jul 20	22	Jul 21	11	Jul 22	5
Aug 18	20	Aug 19	15	Aug 20	10	Aug 21	10	Aug 22	9
Sep 18	26	Sep 19	46	Sep 20	19	Sep 21	10	Sep 22	8
Oct 18	18	Oct 19	35	Oct 20	13	Oct 21	18		
Nov 18	26	Nov 19	30	Nov 20	7	Nov 21	3		
Dec 18	12	Dec 19	14	Dec 20	20	Dec 21	8		
Jan 19	26	Jan 20	32	Jan 21	17	Jan 22	8		
Feb 19	22	Feb 20	30	Feb 21	12	Feb 22	3		
Mar 19	30	Mar 20	27	Mar 21	8	Mar 22	9		
Total	282	Total	323	Total	159	Total	107	Total	45

The overwhelming reason for escalations was no report being prepared for the conference and no apologies provided for non-attendance. The preparation of this report has highlighted the increased number of escalations in relation to GP's. Liaison with the designated Doctor for Safeguarding for children, children in care and adults will be a service priority within the next 6 months.

As previously explained, currently this data reflects only the formal escalations made.

This page is intentionally left blank